

## GLOSSY FINISH

The glossy finish makes the room appear larger with the reflective surface giving the room a brilliant look. It enhances the design of the tiles and gives the place a luxurious style.

## MATT FINISH


Matt finish gives a space a natural and simple appearance with a cozy ambience. It gives a strong character to the place with its urban and stylish look.

**300x  
450mm**

Ceramic  
Wall Tiles

# *GLOSSY SERIES*





1551-L



1552-L



1553-L



1554-L



1555-L



1551-HL1



1552-HL1




1553-HL1



1554-HL1




1555-HL1



1551-L



1552-D



1553-D



1554-D



1555-L



**30x  
45cm**

 WALL  
TILES  RANDOM  
ART

**GLOSSY**  
*finish*



1556-L



1557-L



1558-L



1559-L



1560-L



1556-HL1



1557-HL1



1558-HL1



1559-HL1



1560-HL1



1556-L



1557-L



1558-D



1559-L



1560-D



**30x  
45cm**

WALL  
TILES

RANDOM  
ART

**GLOSSY**  
*finish*





1561-L



1562-L



1563-L



1565-L



1566-L



1561-HL1



1562-HL1



1563-HL1



1565-HL1



1566-HL1



1561-D



1562-D



1563-D



1565-D



1566-D

**30x  
45cm**

 WALL  
TILES  RANDOM  
ART

**GLOSSY**  
*finish*




1568-L



1569-L



1570-L



1571-L



1572-L



1568-HL1



1569-HL1



1570-HL1



1571-HL1



1572-HL1



1568-D



1569-D



1570-D



1571-D



1572-D




**30x  
45cm**

 WALL  
TILES  RANDOM  
ART

**GLOSSY**  
*finish*



1574-L



1575-L



1576-L



1577-L



1578-L



1574-HL1



1575-HL1



1576-HL1



1577-HL1



1578-HL1



1574-L



1575-D



1576-D



1577-D




1578-L

**30x  
45cm**

 WALL  
TILES  RANDOM  
ART

**GLOSSY**  
*finish*



1579-L



1580-L



1581-L



1582-L



1584-L



1579-HL1



1580-HL1



1581-HL1



1582-HL1



1584-HL1



1579-D




1580-D



1581-D



1582-D



1584-D

**30x  
45cm**

 WALL  
TILES  RANDOM  
ART

**GLOSSY**  
*finish*





1585-L



1586-L



1587-L



1588-L



1589-L



1585-HL1



1586-HL1



1587-HL1



1588-HL1



1589-HL1



1585-D



1586-D



1587-D



1588-D



1589-D

**30x  
45cm**

 WALL  
TILES  RANDOM  
ART

**GLOSSY**  
*finish*



1591-L



1592-L




1598-L



1601-L



1602-L



1591-HL1



1592-HL1



1598-HL1




1601-HL1



1602-HL1



1591-D



1592-D



1598-D



1601-D



1602-D

**30x  
45cm**

 WALL  
TILES  RANDOM  
ART

**GLOSSY**  
*finish*



1603-L



1604-L



1605-L



1606-L



1607-L



1603-HL1



1604-HL1



1605-HL1



1606-HL1



1607-HL1



1603-D



1604-D



1605-D



1606-D



1607-D

**30x  
45cm**



WALL  
TILES



RANDOM  
ART

**GLOSSY**  
*finish*



1609-L



1610-L



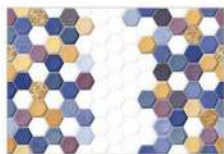
1611-L



1612-L



1614-L



1609-HL1



1610-HL1



1611-HL1



1612-HL1



1614-HL1



1609-D



1610-D



1611-D



1612-D



1614-D

**30x  
45cm**



WALL  
TILES



RANDOM  
ART

**GLOSSY**  
*finish*





1615-L



1616-L



1618-L



1620-L



1621-L



1615-HL1



1616-HL1



1618-HL1



1620-HL1



1621-HL1



1615-D



1616-D



1618-D



1620-D



1621-D

**30x  
45cm**

 WALL  
TILES  RANDOM  
ART

**GLOSSY**  
*finish*



1622-L



1623-L




1624-L



1625-L



1626-L



1622-HL1



1623-HL1




1624-HL1



1625-HL1



1626-HL1



1622-D



1623-D



1624-D



1625-D



1626-D



**30x  
45cm**



WALL  
TILES



RANDOM  
ART

**GLOSSY**  
*finish*



1627-L




1628-L



1629-L



1630-L



1631-L



1627-HL1



1628-HL1



1629-HL1



1630-HL1



1631-HL1



1627-D




1628-D



1629-D



1630-D



1631-D

**30x  
45cm**

WALL  
TILES

RANDOM  
ART

**GLOSSY**  
*finish*



1637-L



1638-L



1644-L




1637-HL3




1638-HL2



1644-HL2



1637-D



1638-D




1644-D

**30x  
45cm**

 WALL  
TILES  RANDOM  
ART

**GLOSSY**  
*finish*





1564-L



1564-HL1



1564-HL2



1564-D



1567-L



1567-HL1



1567-HL2



1567-D



1567-L



1567-HL3



1567-HL3



1567-D



1573-L



1573-HL1



1573-HL2



1573-D



1583-L



1583-HL1



1583-HL2



1583-D

**30x  
45cm**

WALL  
TILES

RANDOM  
ART

**GLOSSY**  
*finish*



1608-L



1613-L




1617-L



1619-L



1631-L



1608-HL1



1613-HL1



1617-HL1



1619-HL1



1631-HL1



1608-HL2



1613-HL2




1617-HL2



1619-HL2



1631-HL2



1608-D



1613-D



1617-L



1619-L



1631-D

**30x  
45cm**

 WALL  
TILES  RANDOM  
ART

**GLOSSY**  
*finish*



1632-L



1632-L



1633-L



1634-L



1635-L



1632-HL1



1632-HL3



1633-HL1



1634-HL1



1635-HL1



1632-HL2



1632-HL4



1633-HL2



1634-HL2



1635-HL2



1632-D



1632-D



1633-D



1634-D



1635-D

**30x  
45cm**



WALL  
TILES



RANDOM  
ART

**GLOSSY**  
*finish*



# *KITCHAN* *SERIES*







1585-L



1585-HL2-R1



1592-L



1599-L



1600-L



1585-HL1-R1



1585-HL2-R2



1592-HL1



1599-HL1




1600-HL1



1585-HL1-R2



1585-D



1592-D



1599-D



1600-HL2

**30x  
45cm**



WALL  
TILES



RANDOM  
ART

KITCHAN



1637-L




1637-HL2-R1



1638-L



1641-L



1643-L



1637-HL1-R1



1637-HL2-R2



1638-HL1-R1



1641-HL1-R1



1643-HL1-R1



1637-HL1-R2



1637-D



1638-HL1-R2



1641-HL1-R2



1643-HL1-R2

**30x  
45cm**

 WALL  
TILES  RANDOM  
ART

KITCHAN



1639-L



1639-HL1-R1



1639-HL1-R2



1639-D



1640-L



1640-HL1-R1



1640-HL1-R2



1640-D



1642-L



1642-HL1-R1



1642-HL1-R2



1642-D



1644-L



1644-HL1-R1



1644-HL1-R2



1644-D

**30x  
45cm**



WALL  
TILES



RANDOM  
ART

KITCHAN

*GLOSSY  
ELEVATION  
SERIES*







5059




5062



5065



5068



5071



5060



5063



5066



5069



5072



5061



5064



5067



5070

**30x  
45cm**

 WALL  
TILES  RANDOM  
ART

**GLOSSY  
ELEVATION**



5073



5076



5079



5082



5085



5074



5077



5080



5083



5086



5075



5078



5081



5084



5087

**30x  
45cm**

WALL  
TILES

RANDOM  
ART

GLOSSY  
ELEVATION



5088



5089



5090

**30x  
45cm**



WALL  
TILES




RANDOM  
ART

GLOSSY  
ELEVATION

# MATT SERIES





4125-L



4126-D



4127-L



4128-D




4129-L



4125-HL1



4126-HL1




4127-HL1



4128-HL1



4129-HL1



4125-L



4126-D



4127-D



4128-D



4129-L

**30x  
45cm**

 WALL  
TILES  RANDOM  
ART

**MATT**  
*finish*





4130-D



4131-L



4132-D



4133-D



4134-D



4130-D



4131-HL1



4132-HL1




4133-HL1



4134-HL1



4130-D



4131-L



4132-D



4133-D



4134-D

**30x  
45cm**



WALL  
TILES



RANDOM  
ART

**MATT**  
*finish*



4135-L



4136-L



4137-L



4138-L



4139-L



4135-HL1



4136-HL1



4137-HL1



4138-HL1



4139-HL1



4135-L



4136-D



4137-HL2



4138-D



4139-D



**30x  
45cm**

WALL  
TILES

RANDOM  
ART

MATT  
*finish*



4140-L



4140-L



4141-L



4142-L



4142-L



4140-HL1



4140-HL2



4141-HL1



4142-HL1



4142-HL2



4140-D



4140-D



4141-D



4142-D



4142-D

**30x  
45cm**

 WALL  
TILES  RANDOM  
ART

**MATT**  
*finish*



4143-L



4144-L



4145-L



4146-L



4147-L



4143-HL1



4144-HL1



4145-HL1



4146-HL1



4147-HL1



4143-D



4144-D



4145-D



4146-D



4147-D

**30x  
45cm**

 WALL  
TILES  RANDOM  
ART

**MATT**  
*finish*



4143-L



4150-L



4151-L



4152-L



4153-L



4143-HL1



4150-HL1



4151-HL3



4152-HL2



4153-HL1



4143-D



4150-D



4151-D



4152-D



4153-D

**30x  
45cm**

 WALL  
TILES  RANDOM  
ART

**MATT**  
*finish*



## FIXING WALL TILES



### WALL REQUIREMENT

The wall should be straight and flat, surface be smooth. The wall should be waxed/primed. Wall should be clean and dry. If the tiling has to be done on plywood the surface of wall should sealed with 50% volume mixture of PVA and water.



### TILES PREPARATION

Mix the tiles from different carton which will help in fine blending of shades.



### TILESLAYING

Firstly, apply the high quality ceramic adhesive on the wall and place first tile on the corner. Apply even pressure on the four corner of the tiles to ensure striking. Fill the area of wall that can be filled with the tile without cutting and leave it for at least 12 hours. Fill the rest of area with the measures and cut files.



### TAMPING PROCESS

To ensure the proper contact of tiles with the wall, even temp the tile with a rubber mallet temp.



### APPLYING GROUT

On the next day, the grouting is done. Apply the grout diagonally between the tiles using a sponge to fill the gaps between the tiles. Clean and wipe the surplus grout with a sponge.



### WINDOW RECESS TILING AND CUTTING

Tile has to be cut in "L" shape for window recess. Cut a line from center to edge and then draw a right angle line vertical down. Cut the line to get an "L" shape that can fit in a window.



### ACCESSORY TILE FITTING

While laying the normal tiles, keep an empty space where a accessory tiles will be fit. Apply the adhesive on the back of accessory tiles and place it uniformly in the space and apply even pressure to the place the accessory tile.



### TILES DRILLING

Apply masking tape to cover the area to be drilling. Mark the position of hole and drill the hole with lowest possible pressure on the drill.



### CORVE CUTTING

To fit the tiles in a curved surface of washbasin etc. measure and mark the curve in cardboard and place the cardboard on the to cut it.



### HOLE CUTTING

To pass the pipe through the tile, the tiles to be cut in a specific manner. Mark the position on the file, which the tile occupy. Draw a straight line passing through the center of the circle, cut the semi-circle on each of the half and when these two holes placed together will form a hole.

## UTILITY OF WALL TILES



## Technical Specification

No.	Characteristics	Wall Tiles IS 12753-EN-19988 Group B III	Our Value
<b>[A] Dimension &amp; Surface Quality</b>			
1	Dimension	± 0.5%	± 0.2%
2	Deviation In Thickness	± 0.6%	± 0.2%
3	Straightness Of Sides	± 0.3%	± 0.2%
4	Rectangularity	± 0.5%	± 0.3%
5	Surface Flatness	± 0.5%	± 0.3%
6	Surface Quality	Min. 95%	Min. 96%
<b>[B] Physical Properties</b>			
1	Water Absorption	> 10%	13-15%
2	Bending Strength	> 150 Kg/Cm <sup>2</sup>	180kg/Cm <sup>2</sup>
3	Scratch Hardness (Mohs)	Min. 3	Min. 3
4	Crazing	1 Cycle	No Crazing at 5 cycle
<b>[C] Chemical Properties</b>			
1	Staining Resistance	Min Class2	Resistance to all Acids
2	Household Chemicals	Min Class B	And Alkalies & Household Chemical, Except
<b>[C] Thermal Properties</b>			
1	Thermal Shock	Resistance to 10 Cycle	CONFORMS
	Thermal Expansion	Max - 9E - 60	CONFORMS

## Packing Details

Dimension H	Thickness in mm.	Tiles Per Box	Area coverage Per box	Area coverage Per box	Weight Per Box (Kg)
mm.	Approx.	(Nos.)	(Sq.Mtr.)	(Sq.Ft.)	Approx.
300 x 450	8	6	0.81	8.72	11.5

OUR GROUP  
OF COMPANIES

---

**Notto**

**geotech**

**ROYAL**  
EXPORTER

**Geo Gres**

**EDDICA**  
CERAMICS

**exclusive**  
TILES

**EXCLUSIVE TILES**

1101, Nakshatra Heights,  
150 Feet Ring Road, Rajkot - 360 005, Gujarat, INDIA  
Email : [export@exclusivetiles.co.in](mailto:export@exclusivetiles.co.in)

[www.exclusivetiles.co.in](http://www.exclusivetiles.co.in)

