

20
23



meet nature
in its different
EXPRESSIONS


exclusive
TILES

SIZE : 600x600mm

FINISH : SATIN / RUSTIC / POLISH

THICKNESS : 9mm

FULLBODY
TILES



DENSE COFFEE



DENSE CREMA



DENSE COPPER




DENSE GREY



DENSE NEGRO



DENSE LUX



DENSE VERDE



DENSE SAHARA



DENSE NEGRO

SIZE : 600x600mm

FINISH : SATIN

THICKNESS : 9mm



FLOAT XL GREY



FLOAT GREY



FLOAT JET BLACK



FLOAT CREMA



FLOAT MUSHROOM



FLOAT KOTTA



FLOAT MUSHROOM

SIZE : 600x600mm


FINISH : SATIN / RUSTIC / POLISH

THICKNESS : 9mm

FULLBODY
TILES



GLIMPSE BLACK



GLIMPSE WHITE



GLIMPSE BLACK

SIZE : 600x600mm

FINISH : SATIN

THICKNESS : 9mm

FULLBODY
TILES




MOSAIC WHITE



MOSAIC NERO



MOSAIC GREY



MOSAIC COPPER

MOSAIC WHITE



MOSAIC GREY

Tranquil
creation



600x
600mm

[Thickness - **16mm**]

FULLBODY
TILES



HIGH
STRENGTH




<0.05% WATER
absorption



SLIP
RESISTANT



MAINTENANCE
FREE




DENSE LUX

SIZE : 600x600mm

FINISH : SATIN / RUSTIC

THICKNESS : 16mm


FULLBODY
TILES



DENSE COFFEE



DENSE CREMA



DENSE LUX




DENSE GREY



DENSE NEGRO



DENSE SAHARA



DENSE VERDE





DENSE SAHARA

Elemental

world

600x
1200mm



FULLBODY TILES



HIGH
STRENGTH



<0.05% WATER
absorption



SLIP
RESISTANT



MAINTENANCE
FREE

SIZE : 600x1200mm


FINISH : SATIN

THICKNESS : 9mm

FULLBODY
TILES




DENSE GREY



DENSE CREMA



DENSE COFFEE



DENSE NEGRO

DENSE GREY

SIZE : 600x1200mm

FINISH : SATIN

THICKNESS : 9mm


FULLBODY
TILES



DENSE VERDE



DENSE SAHARA



DENSE VERDE



DENSE LUX



DENSE CREMA

SIZE : 600x1200mm


FINISH : SATIN

THICKNESS : 9mm

FULLBODY
TILES



FLOAT CREMA



FLOAT XL GREY



FLOAT GREY



FLOAT JET BLACK



FLOAT CREMA



FLOAT MUSHROOM



FLOAT KOTA



FLOAT GREY



GLIMPSE WHITE

SIZE : 600x1200mm

FINISH : SATIN / POLISH

THICKNESS : 9mm

FULLBODY
TILES



GLIMPSE BLACK



GLIMPSE WHITE



GLIMPSE WHITE

SIZE : 600x1200mm

FINISH : SATIN / POLISH

THICKNESS : 9mm

FULLBODY
TILES



MOSAIC BROWN



MOSAIC FOSSIL



MOSAIC GALAXY



MOSAIC GREY



MOSAIC NERO



MOSAIC WHITE



MOSAIC POLISH WHITE

SIZE : 600x1200mm

FINISH : SATIN

THICKNESS : 9mm

FULLBODY
TILES



SLATE NERO



SLATE CREMA



SLATE GREY



SLATE NERO



SLATE CREMA

Gracious
universe

300x
1200mm

[Thickness - **11mm**]



FULLBODY
TILES



HIGH
STRENGTH



<0.05% WATER
absorption



SLIP
RESISTANT




MAINTENANCE
FREE

SIZE : 300x1200mm

FINISH : SATIN

THICKNESS : 11mm

FULLBODY
TILES



DENSE GREY



DENSE NEGRO



DENSE CREMA



DENSE COFFEE



DENSE SAHARA



DENSE VERDE



DENSE LUX

DENSE COFFEE



DENSE CREMA

SIZE : 300x1200mm

FINISH : SATIN / RUSTIC

THICKNESS : 11mm

FULLBODY
TILES



GLIMPSE BLACK



GLIMPSE WHITE



GLIMPSE BLACK

TECHNICAL SPECIFICATION & PACKING DETAILS FOR FULLBODY VITRIFIED TILES 600X600MM

| SR.NO. | TEST REFERENCE (IS 13630:2019) | OUR TOLERANCE LIMIT |
|--------|---|--|
| 1 | Size variation, IS:13630(pt-1) | +/- 0.2 mm |
| 2 | Thickness variation, IS:13630(pt-1) | +/- 0.2 mm |
| 3 | Deviation straightness in mm, IS:13630(pt-1) | +/- 0.2 mm |
| 4 | Deviation in rectangularity, IS:13630(pt-1) | +/- 0.2 mm |
| 5 | War page/curvature, IS:13630(pt-1) | -0.30 to + 0.40 mm |
| 6 | Glossiness | Not A |
| 7 | Surface Quality, IS:13630(pt-1) | >98% free from visible defects |
| 8 | Water absorption, IS:13630(pt-2) | Av E < 0.5 % |
| 9 | Modulus of rupture [N/mm ²] IS:13630(PT-6) | Min. 40 |
| | Breaking Strength (N) | Not Less Than 1500N |
| 10 | Surface Abrasion Resistance of Glaze Tiles 1 to V IS:13630(pt-11) | Min.50000 Rev pass Class-V (For VC/RT), Min6 |
| 11 | Scratch Hardness (Moh's scale), IS:13630(pt-13) | Min6 |
| 12 | Coefficient of linear Thermal Expansion From ambient temperature to 100c (K-1), IS:13630(pt-40) | 6x10-6K-1 ,Max |
| | | |
| 13 | Crazing Resistance Glazed tiles ,IS:13630(pt-9) | 4 Cycle @7.5 bar |
| 14 | Thermal Shock Resistance , IS 13630(pt-5) | Min 10 Cycle Passed |
| 15 | Chemical Resistance IS: 13630(pt-7):2019 | Min.Class-5 (Marker test) Min Class 5 Methylene blue test Must be passed) |
| | Resistance to staining of Un-glaze Tiles Class5-1 | Min Class-5 |
| | Resistance to household chemical and swimming pool salts | Class UA |
| | Resistance to acids and alkalis (with the exception of hydrofluoric acid and its compounds) | Class UHA |

| NOMINAL SIZE | THICKNESS | FINISH | AVERAGE WEIGHT | NO. TILES PER BOX | COVERAGE PER BOX |
|--------------|-----------|--------|----------------|-------------------|-----------------------------|
| 600X600MM | 9MM | MATT | 28.5 | 4 PCS | 1.44 SQ.MTR. 15.5 SQ.FT. |
| 600X600MM | 9MM | POLISH | 26.6 | 4 PCS | 1.44 SQ.MTR. 15.5 SQ.FT. |
| 600X600MM | 16MM | MATT | 26 | 2 PCS | 0.72 SQ.MTR. 7.75 SQ.FT. |
| 600X1200MM | 9MM | MATT | 29 | 2 PCS | 1.44 SQ.MTR. 15.5 SQ.FT. |
| 600X1200MM | 9MM | POLISH | 28 | 2 PCS | 1.44 SQ.MTR. 15.5 SQ.FT. |
| 300X1200MM | 11MM | MATT | 36 | 4 PCS | 1.44 SQ.MTR. 15.5 SQ.FT. |

exclusive
TILES



GLIMPSE WHITE